




Make 12.5m section of parking bay into loading bay 8am - 6pm

**Key**

-  Existing parking bays
-  Existing no waiting at any time
-  Existing no loading at any time

1:500 scale

Proposed parking restriction changes  
Belgrave Road - Torquay

Reproduced from the Ordnance Survey mapping with the permission of the Controller of HMSO. (c) Crown Copyright.  
Unauthorised reproduction infringes crown copyright and may lead to prosecution or civil proceedings. Torbay Council LA079782

